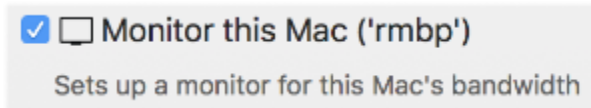


Monitor This Mac

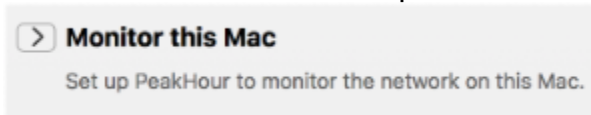
This page steps you through setting up PeakHour to monitor the Mac it is running on. This is done using the **Monitor This Mac** wizard.

You can start the **Monitor This Mac** Assistant in two ways:

- If this is the first time you have run PeakHour, the [First Time Setup](#) Assistant will launch. Enable the **Monitor this Mac** checkbox to have this wizard appear later in the Assistant.

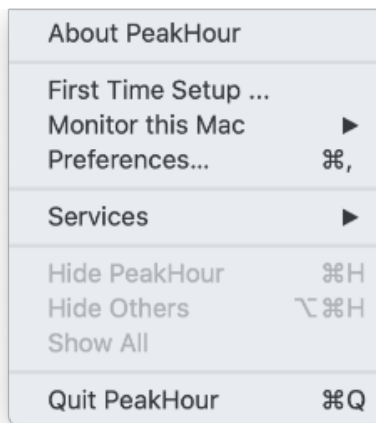


then click the > button on the **Additional Steps** screen:



OR

- Choose the menu **PeakHour > Monitor this Mac**.



Once the **Monitor This Mac** wizard has started, the steps are slightly different if you've bought the **Mac Appstore** or **Direct** version of PeakHour (if you're on the free trial, it is the same as the **Direct** version). Click below to go to the appropriate page:

1. [Monitor This Mac \(Direct / Trial\)](#)
2. [Monitor This Mac \(Mac Appstore\)](#)